

SEAL OF NIUE AND COAT OF ARMS REGULATIONS

Made by Cabinet under section 7 of the Seal of Niue Act 2021

No. 2021/01

Contents

1	Short Title	1
2	Commencement	1
3	Coat of Arms	1
4	Offences	1

SCHEDULE

1 Short Title

These are the Seal of Niue and Coat of Arms Regulations 2021.

2 Commencement

These regulations come into force on the day after the date on which they are made in accordance with Article 13 of the Constitution.

3 Coat of Arms




The Coat of Arms of Niue take the forms set out in the Schedule according to the purpose for which the Coat of Arms is used.

4 Offences

A person commits an offence and is liable on conviction to a fine not exceeding fifty penalty units, who-

- (a) Uses the Coat of Arms without prior approval given in accordance with these Regulations;
- (b) Uses the Coat of Arms other than in accordance with any approval given;
- (c) Uses the Coat of Arms other than in accordance with the provisions in the Schedule

SCHEDULE



1. AUTHORISED USES

- (1) The Niue Public Seal and Coat of Arms is used by the Niue Government departments, statutory and non-statutory authorities, the Legislative Assembly, courts and tribunals.
- (2) The Premier, Ministers and Members of the Legislative Assembly may use the Arms in the course of their duties in the Assembly. The Arms may be used on Niuean currency, coinage and as an element on the insignia of Niue honours.
- (3) The Public Seal of Niue is incorporated into the logos of Niue Government departments and agencies subject to these regulations.
- (4) The Arms may be used on products including: stationery; documents and publication; websites; signage; and identity cards.
- (5) As an important and unique symbol, the Arms should be used with dignity and respect.

2. OFFICIAL USES

(1) Size and colour

The minimum width of the Arms on stationery and larger items should be 20mm.

- (2) On items such as name badges and identity cards where it may not be possible to adhere to this, the Arms may be altered in width, but must remain recognisable.
- (3) The conventional and stylised versions of the Arms should be reproduced in single colour only, not full colour, but may be reproduced in colours other than black on white. The use of colour should not compromise the dignity of the Arms.
- (4) The Arms should not appear in a pastel or light colour on a light background colour, a dark colour on a dark background or as a tint or stipple of any colour.
- (5) Use of a black on white Arms on a particular product does not preclude the use of the Arms in a different colour palette on other products.
- (6) The stylised version lends itself to reproduction in metal-coloured inks used on formal stationery.

2.1 Placement on official documents and publications.

1. The Arms –

- (i) should appear only once in a document;

- (ii) should always have prominence over and above other images and graphic elements. Where possible, the Arms should be placed at the top of the item it appears on and other logos, text or images should not be placed above or to the left of the logo.
 - (iii) should not be overprinted with words or images;
 - (iv) should not be used as decorative or artistic element or as a watermark, for example, in a publication, display or presentation.
2. For brochures and transitory communications such as television and print advertisements, the Arms may be placed elsewhere as appropriate.

2.2 Use in electronic media

- (1) Electronic media published by or on behalf of the Government of Niue should carry an image of the Arms to indicate the authority and source of the information. The Arms is to be prominently located and reproduced accurately and in a size that is clearly recognizable.
- (2) The guidelines for positioning the Arms in the place of prominence apply to all electronic documents including web pages.

2.3 Use on or in buildings

- (1) The Arms may be placed in a prominent position on the facades of government buildings provided the dignity of the Arms is not compromised by any adjacent signs or features.
- (2) The Arms may be displayed on the external facades of government buildings occupied by Government of Niue departments and agencies.
- (3) The Arms may also be displayed indoors. Where a building incorporates the Arms on its facade, forming an integral part of the building, the Arms can be retained on vacating the building. Similarly, pre-existing Arms forming part of a building can be retained on occupancy.

2.4 Use on uniforms

- (1) The Arms may be used on the uniforms of members of the government departments, agencies or any other approved bodies. For example, if used by the Niue Police, the name of the agency should appear under the Arms.
- (2) The Arms may be embroidered directly onto the uniform, on patches sewn to the cloth or in the form of metal badges or nameplates.

3. USE BY SPORTING BODIES

- (1) A Niuean person representing Niue in an international sporting event, or a national sporting team participating in international competitions may apply to Cabinet for approval for use of the Arms through the Secretary to the Government.
- (2) The application may be in form 1.
- (3) Once approved, the Arms may be displayed on the playing and dress uniforms, accompanying officials and their dress uniforms. Approval will not extend to use on merchandise and sponsor's material.
- (4) Each approval is for one competition only. However, approval may be given for more than one competition where competitions of a like kind occur within a short period of time or sequentially within a given overseas tour.
- (5) Each request will be dealt with on a case-by-case basis and requests will usually only be considered within four months of the commencement date of the competition.

4. USE IN EDUCATIONAL PUBLICATIONS

- (1) Publishers may seek approval prior to the reproduction of the Arms in educational publications and media.
- (2) Approvals are considered on a case-by-case basis.
- (3) Approvals should be directed to the Secretary to the Government in Form 1.
- (4) The publisher is required to place the following words at the end of the text, "Approved use of the Coat of Arms by the Government of Niue".
- (5) The Arms must not be produced on the cover or dust jacket of a book or shown in a way which might lead a reader to believe that the material is of Niue Government origin or has Niue Government endorsement.

5. COST

Where the use of Coat of Arms is approved for a non- government body, all costs associated with the approval should be borne by the user.

Form 1

Cabinet of Ministers
Government of Niue

Application for Use of Coat of Arms

1. Applicant Details

Full Name: Address:	
Email: Telephone Number:	

Date of Birth:	
Place of Birth:	
Nationality :	

2. Application Details

Describe what is your application for?	(E.g.)(i) Use of Arms on sports uniform (ii) Use of Arms on a publication.
Give particulars as to location and date of the planned event, publication or other:	

Give reasons to justify your need to use the Arms:	
--	--

Implementation date:	
----------------------	--

Attach copy of the proposed item inclusive of the Arms for which approval is sought:	
Designer name & email:	

Name: Signature:	
Date:	


Office Use Only:

Decision	
----------	--


Approved by the Cabinet of Ministers at the Cabinet Chambers,
Fale Fono, Alofi, this

7th day of October 2021.

Signed by Hon. Dalton Tagelagi
Premier



Countersigned by Charlene Funaki
Clerk to Cabinet



This regulation is administered by the Office of the Premier's Department.
This regulation was made on the 7th day of October 2021.



KO E LĀ-FAKATUFONO KE LATA MO E FAKAMAILOGA FAKA-FAKATUFONO A NIUE MO E FAKAMAILOGA HE KAUTŪ

Kua fakamooli he Fono Ikipule maitua ke he matakupu 7 he Fakatufono-tohi Ko e Fakamailoga faka-Fakatufono a Niue he tau 2021

Nūmela 2021/01



Ko e tau Matakupu

1	Mataulu Higoa Fakakū	1
2	Kamataaga	1
3	Ko e Fakamailoga he Kautū	1
4	Ko e tau Agahala	1

FAKAHOLOAGA FAKAMATAFEIGA

- 1 Mataulu Higoa Fakakū**
Hanai e tau Lā-Fakatufono he Fakamailoga faka-Fakatufono a Niue mo e Fakamailoga he Kautū.
- 2 Kamataaga**
Ko e tau lā-fakatufono nai to fakagahua he aho ka mole atu e fakakatoatoaaga tuga kua fakatoka he Matakupu 13 he Fakatufono-tohi Fakavē.
- 3 Ko e Fakamailoga he Kautū**
Ko e Fakamailoga he Kautū kua fakakite ai he Fakaholoaga Fakamatafeiga ke tuga e kakano uho ke fakaaoga pauaki e Fakamailoga he Kautū.
- 4 Ko e tau Agahala**
Ko e ha tagata kua agahala to fakahala ke he gataaga ko e 50 e poini fakahala, kaeke kua agahala pehē nai -
 - (a) Kua fakaaoga e Fakamailoga he Kautū mo e nā kai moua ha fakaaoga maitua ke he tau Lā-Fakatufono nai;
 - (e) Kua fakaaoga fakahanoa e Fakamailoga he Kautū ka e nā kai fakaaoga tuga he fakaaoga ne foaki;
 - (i) Kua fakaaoga e Fakamailoga he Kautū mo e nā kai tapiki mau ke he tau fakatokatokaaga he Fakaholoaga Fakamatafeiga.

FAKAHOLOAGA FAKAMATAFEIGA



1. KO E TAU GAHUA KUA ATĀINA KE FAKAAOGA

- (1) Ko e Fakamailoga faka-Fakatufono a Niue mo e Fakamailoga he Kautū kua atāina ke fakaaoga he tau faahi gahua he Fakatufono, ko e tau faahi gahua kua fifili pauaki, ko e Fono Ekepule, ko e Fakafiliaga mo e Fakafiliaga pauaki ma e falu mena uka.
- (2) Ko e Palemia, tau Ikipule mo e tau Ekepule he Fono Ekepule, kia fakaaoga e Fakamailoga he Kautū ke lata mo e tau gahua i loto he Fono Ekepule. Ko e Fakamailoga he Kautū kua atāina ke fakaaoga he tupe a Niue, tau tupe maō, mo e fakapikiaga ke he tau Lilifu foaki he Fakatufono.
- (3) Ko e Fakamailoga faka-Fakatufono a Niue kia tuku he tau fakamailoga he tau Faahi Gahua he Fakatufono mo e muitua ke he tau lā-fakatufono nai.
- (4) Ko e Fakamailoga he Kautū kua atāina ke tuku he tau koloa tuga e: tau koloa tohitohi, tau pepa mo e tau pepa tohi tala, kupega initanete, tau ulutala fakatātā; mo e pepa higoa fakatagata.
- (5) Kia mailoga e hokulo mo e lilifu he Fakamailoga he Kautū, ko e tohiaaga pauaki, kia fakaaoga mo e tau lilifu katoatoa.

2. KO E TAU FAKAAOGAAGA

- (1) Ko e lahi mo e lanu
Ko e gataaga he tote he laulahi he Fakamailoga he Kautū he tau koloa tohitohi mo e falu koloa lalahi foki ko e 20mm.
- (2) Ke lata mo e tau koloa tuga e pine tohia higoa mo e tau pepa higoa fakatagata, he neke ai hao ti uka ke muitua ke he numela (1), kua maeke ke fakatote po ke fakalahi e laulahi, ka e kia tumau e mata katoatoa he Fakamailoga he Kautū.
- (3) Ko e fakatino pauaki mo e fakatino fakakehe he Fakamailoga he Kautū, kia fakaaoga he taha ni e lanu, nakai ko e lanu kehekehe, ka e maeke foki ke fakaaoga taha lanu foki ka e nakai ko e lanu uli i luga he lanu tea. Ko e fakaaogaaga he ha lanu nakai ko e vahega lanu ia, ke utakehe e lilifu katoatoa he Fakamailoga he Kautū
- (4) Kua nakai mitaki ke tuku e Fakamailoga he Kautū he taha mena lanu mamā I luga he taha mena lanu mamā foki, po ke lanu unoko i luga he mena lanu unoko, po ke ha lanu unoko ne kua fakamamā po ke fakanikiniki aki e taha he tau lanu kehekehe.

- (5) Ko e fakakaogaaga he lanu uli I luga he lanu tea he Fakamailoga he Kautū he taha koloa kua nakai eke mo taofi nakai maeke e Fakamailoga ke fakaaoga foki ha lanu he falu koloa.
- (6) Ko e fakaaogaaga he fakatino fakakehe he Fakamailoga he Kautū kia taute he tau lanu ne kua fakaaoga he tau igi tohitohi he tau koloa tohitohi pauaki.

2.1 Tuku i loto he tau tohi mahuiga mo e tau pepa tohi tala.

- (1) Ko e Fakamailoga he Kautū–
 - (i) Kia tuku lagataha nī he tohi;
 - (ii) Kia tumua e maali he Fakamailoga he Kautū mai he falu fakatino mo e falu tohitohi foki. Kaeke kua lata, kia tuku e Fakamailoga he Kautū i luga he koloa ka tuku ai, ti nākai tuku foki ha kupu po ke falu ata fakatino foki i luga po ke faahi hema he Fakamailoga
 - (iii) Kia nākai tohi ai loga e kupu po ke falu ata foki;
 - (iv) Kia nākai eke mo fakamanaia po ke fakatino foki po ke fakalava ua he laupepa, tuga e tuku he taha pepa totou, fakatātā po ke ha fakamatalaaga.
- (2) Ke lata mo e tau tohi fakatātā, tau gahua fakapuloa tuga he tivī mo e tau pepa, kia tuku e Fakamailoga he Kautū he taha mena ne kua tūtonu ke toka ai.

2.2 Fakaaogaaga he tau tohi talahau ne uta he hila

- (1) Ko e tau tohi talahau ka uta he hila po ke uta ma e Fakatufono, kia tuku ai e Fakamailoga he Kautū ke iloa ko e fekau he Fakatufono mo e ko e fakailoaaga he Fakatufono. Ko e Fakamailoga he Kautū kia tuku he taha mena ke maali mitaki, kua hako mitaki, mo e lahi ke kitia mitaki.
- (2) Ko e tau fakavēaga ke lata mo e tokaaga he Fakamailoga he Kautū ke kitia maali, kia eke pihia e tau mena oti ka uta he hila ti pihia foki mo e tau kupega hila.

2.3 Fakaaogaaga he tau fale

- (1) Ko e Fakamailoga he Kautū kia toka i mua he tau fale fakatufono, kia maali mitaki mo e nākai tauhele ki ai ha fakatino po ke ha mena foki.
- (2) Kia toka e Fakamailoga he Kautū i mua he ha fale, mo e nākai tauhele ki ai ha Fakamailoga foki he tau fale tata mai.
- (3) Kia tuku foki e Fakamailoga he Kautū i loto he tau fale. Kaeke kua tuku e Fakamailoga he Kautū i mua he taha fale, kia toka mau kaeke kua ō kehe mai he fale ia. Ti pihia foki kaeke ko e hiki foou ke he taha fale ne kua fai Fakamailoga he Kautū ne toka ai, kia toka nī pihia.

2.4 Fakaaoga he tau taute taha

- (1) Kua maeke e Fakamailoga he Kautū ke fakaaoga he tau taute fakataha he tau faahi gahua he fakatufono, tau matakau he fakatufono mo e ha matakau foki kua talia ki ai. Fakatai ke he faahi gahua leoleo a Niue, kia tuku e higoa he faahi gahua i lalo he Fakamailoga he Kautū.
- (2) Ko e Fakamailoga he Kautū kia tia ke he taute taha, tia ke he valaie ka tuitui ke he taha kalaie, po ke tau pine kala lapatoa po ke tau lapa tohi higoa.

3. FAKAAOGAAGA HE TAU MATAKAU SIPOTE

- (1) Ko e ha tagata Niue po ke ha matakau Niue ne kua kaufakalataha ke he tau taonaga sipote he tau motu kehe, kia tuku atu e tau tohi ole ke fakaaoga e Fakamailoga he Kautū ke he Tohi Kupu Lahi he Fakatufono ke moua e taliaaga mai he Fono Ikipule.
- (2) Kia tohia e tohi ole he pepa pauaki Nūmela 1.
- (3) Ka talia e tohi ole, kia tuku e Fakamailoga he Kautū he tau taute fakataha mo e tau taute pelē, pīhia foki mo e tau ofisa he matakau he tau taute fakataha ha lautolu. To nākai hokotia e fakaatāaga ke tuku he falu koloa foki mo e tau koloa he aisini ne fakatupe.
- (4) Kia lagataha ni e fakaaoga ke he tau feua fetoko. Ka e maeke ke talia ke fakaaoga ke he loga atu foki e tau feua fetoko kaeke ko e tatai mo e fē tataaki e tau feua he magaaho taha he tau motukehe.
- (5) To kitekite ke he tau tohi ole takitokotaha, ka e mahani ke tuku e tohi ole fā e mahina to fakahoko e fenoga ke he tau motukehe.

4. FAKAAOGAAGA HE TAU PEPA FAKAAKO

- (1) Ko e tau matakau tālaga pepa kia kumi fakamua taha fakatāaga ke fakaaoga e Fakamailoga he Kautū he tau tohi fakaako mo e tau tohi utafano he tau matakau fakapūloa tala.
- (2) Ko e tau fakatāaga to onono ki ai taki tokotaha.

- (3) Ko e tau fakaatāaga to pūhala atu ke he Ofisa he Tohi Kupu lahi he Fakatufono he tohi ole Nūmela 1.
- (4) Ko ia ne tālaga e pepa kia tohia he matahiku he tohi, “Atāina ke fakaaoga e Fakamailoga he Kautū mai he Fakatufono Niue”.
- (5) Ko e Fakamailoga he Kautū kua nākai fakagofua ke tuku he kili po ke i tua he tohi, ne ke tuahā e tagata totou ko e koloa mo e mena talia he Fakatufono Niue ke taute pihia.

5. KO E TOTOGIAGA

Kaeke kua fakaatā ke fakaaoga e Fakamailoga he Kautū he taha matakau i fafo he fakatufono, ko e tau tupe fakamole oti ke moua e fakaatāaga kia totogi e ia ne kumi fakaatāaga.

Tohi Nūmela 1

Fono Ikipule
Fakatufono Niue

Tohi Ole ke Fakaaoga e Fakamailoga he Kautū

1. Tagata ne tuku e tohi ole

Higoa katoa: Kaina:	
Meli hila: Nūmela telefoni:	

Aho Fanau:	
Kaina ne fanau ai:	
Tagata motu fe :	

2. Fakalaulahi e tala he Tohi Ole

Fakakite e kakano he ole haau?	(Fakatai pehē)(i) Fakaaoga he Fakamailoga he taute sipote (ii) Fakaaoga he Fakamailoga he taha tohi
Fakamatafeiga e tala ke he matakavi po ke	

aho ka fakahoko e taonaga taute e pepa po ke falu mena foki:	
---	--

Fakamaama ke iloa e mena ne kua lata ke fakaaoga e Fakamailoga:	
---	--

Aho ke taute ai:	
------------------	--

Fakapiki e lagaki he koloa mo e tokaaga he Fakamailoga ke moua e taliaaga	
Ko ia ne tālaga, palana mo e meli hila:	


Higoa: Fakamooli he Matalima Tohi:	
Aho:	

Ma e Ofisa nī hokoia:


Ko e fifiliaga	
----------------	--

Kua fakamooli he Fono Ikipule he poko Fono he tau Ikipule, Fale Fono, Alofi,
he Aho 7 Oketopa 2021.

Fakamooli he Lilifu ko Dalton Tagelagi
Palemia



Fakamooli foki e Charlene Funaki
Tohi Kupu he Fono Ikipule



Ko e tau lā-fakatufono nai to fakagahua he Ofisa mo e Faahi Gahua Palemia.
Ne fakamooli e tau lā-fakatufono nai he Aho 7 Oketopa 2021.
