



APPROPRIATION (ANNUAL) ACT 2013

No. 325

Contents

1	Title	1
2	Commencement	1
3	Grant and Appropriation of Expenditure	1

An Act to appropriate certain sums of money out of the Niue Assembly account to the services for the year ending 30th of June 2014 and to appropriate the supplies granted in that yearThe Assembly enacts as follows –

1 Title

This is the Appropriation (Annual) Act2013.

2 Commencement


- (1) This Act shall relate to the financial year ending on the 30th day of June 2014 (hereinafter referred to as “the financial year”).
- (2) This Act comes into force on the day after the date on which it becomes law in accordance with Article 34 of the Constitution.

3 Grant and Appropriation of Expenditure

There may be issued and supplied from the Niue Assembly Account towards making good the supplies granted for the services of the financial year:

- (a) for Recurrent Operational Expenditure, Capital Projects and Investment and Development Projects a sum of which does not exceed \$24,931,000 in total; and
- (b) for development partner Investment and Development projects a sum which does not exceed \$13,695,000 in total


particulars of which are set out under the relevant headings in the Schedules hereto.



APPROPRIATION (ANNUAL) ACT 2013

I, Aboliva havi, Speaker of the Niue Assembly, certify that the requirements of Article 34 of the Niue Constitution have been complied with.

SIGNED AND SEALED at the Assembly Chambers this 5th day of September 2013.




Speaker of the Niue Assembly

COUNTERSIGNED in the presence of the Speaker



Clerk of the Niue Assembly



This Act is administered by the Treasury Department.
This Act was passed by the Niue Assembly on the 19th day of August 2013.

Schedule A

TABLE 1: 2013-14 BUDGET SUMMARY

(\$'000)	Voted	Voted	Forward Year Projections	
	2012-13	2013-14	2014-15	2015-16
Total Niue Recurrent Revenues	-25,757	-24,932	-25,401	-25,895
Total Niue Recurrent Expenses	25,379	24,533	26,488	26,101
Total Niue Funded Capital		100	160	20
Niue Funded I&D	375	298	348	327
Total Appropriation		24,931	26,996	26,448
Niue Budget Surplus/Deficit	-3	-1	1,595	553
Donor I&D Revenue	-18,298	-13,695	-4,553	-3,121
Donor I&D Expenditure	18,298	13,695	4,553	3,121
Total Revenue	-44,055	-38,627	-29,954	-29,015
Total Expenses	44,052	38,626	31,549	29,569
Surplus (-ve) / Deficit (+ve)	-3	-1	1,595	553

Note: Numbers presented in tables within this document show revenues with a -ve number, and expenses with a +ve number.

TABLE 2: 2013-14 BUDGET COMPOSITION

(\$'000)	Voted	Voted	Forward Year Projections	
	2012-13	2013-14	2014-15	2015-16
Niue Non-Trading Revenues	-8,077	-8,168	-8,672	-9,171
NZAID Direct Budget Support	-7,255	-7,255	-7,255	-7,250
Niue Trading Operations Revenue	-10,425	-9,509	-9,474	-9,474
Niue Trading Operations Expense	10,087	9,244	9,234	9,234
Niue Domestic Expenses	15,192	15,289	17,254	16,867
Niue Funded I&D	375	298	348	327
Capital Purchases	100	100	160	20
Niue Domestic Budget Surplus/Deficit	-3	-1	1,595	553
Donor Revenue	-18,298	-13,695	-4,553	-3,121
Donor Expenditure	18,298	13,695	4,553	3,121
Surplus (-ve) / Deficit (+ve)	-3	-1	1,595	553

Note: Numbers presented in tables within this document show revenues with a -ve number, and expenses with a +ve number.

TABLE 3: 2013-14 BUDGET DONOR CONTRIBUTION DETAIL

(\$'000)	Voted	Voted	Forward Year Projections	
	2012-13	2013-14	2014-15	2015-16
NZAID Direct Budget Support	7,255	7,255	7,255	7,000
NZAID I&D Carry Forward	0	0	0	0
Other Donor Grants for I&D	0	250	250	250
NZAID Direct Budget Support	7,255	7,505	7,505	7,250
NZAID (I&D)	6,833	7,572	3,323	2,785
NZAID Accomodation Trust Fund	675	0	0	0
Other Donor I&D	10,790	6,123	1,230	336
Donor I&D Expenditure	18,298	13,695	4,553	3,121
Total Donor Contributions	25,553	21,200	12,058	10,371

Note: Numbers presented in tables within this document show revenues with a -ve number, and expenses with a +ve number.

Schedule B

RECURRENT OPERATIONS BY DEPARTMENT EXPENDITURE				
DEPARTMENTS	2012/13 Voted	2013/14 Voted	2014/15 FY1	2015/16 FY2
Premiers	2,475,000	2,659,000	3,577,000	3,650,000
Crown Law	263,000	275,000	275,000	275,000
Administration	1,198,000	1,095,000	1,117,000	1,117,000
Treasury	1,029,000	1,303,000	1,303,000	1,303,000
Community Affairs	1,839,000	2,044,000	1,996,000	2,053,000
Education	2,123,000	2,218,000	2,195,600	2,195,600
Taoga Niue	168,000	174,000	173,500	173,500
DAFF	866,000	858,000	856,600	856,600
Environment	239,000	247,000	247,000	247,000
Met Service	166,000	184,000	184,000	184,000
Health	1,936,000	2,003,000	2,003,000	2,003,000
Justice	597,000	698,000	681,000	678,000
Police	445,000	471,000	471,000	471,000
BCN	399,000	0	0	0
PWD	1,122,000	718,000	718,000	718,000
Tourism	327,000	342,000	358,300	365,300
TOTAL NON-TRADING	15,192,000	15,289,000	16,156,000	16,290,000
Telecom	1,252,000	1,178,000	1,168,000	1,168,000
Niue Power	2,073,000	2,103,000	2,103,000	2,103,000
Bulk Fuel	5,234,000	5,212,000	5,212,000	5,212,000
PWD Trading	698,000	751,000	751,000	751,000
Bond Store	830,000	0	0	0
TOTAL TRADING	10,087,000	9,244,000	9,234,000	9,234,000
TOTAL RECURRENT EXP.	25,279,000	24,533,000	25,390,000	25,524,000

RECURRENT OPERATIONS BY DEPARTMENT REVENUE				
DEPARTMENTS	2012/13 Voted	2013/14 Voted	2014/15 FY1	2015/16 FY2
Premiers	-233,000	-233,000	-1,389,000	-1,503,000
Administration	-88,000	0	0	0
Treasury	-14,018,000	-14,241,000	-13,583,000	-13,702,750
Community Affairs	0	0	0	0
Education	-4,000	-4,000	-4,000	-4,000
Taoga Niue	-2,000	-3,000	-3,000	-3,000
DAFF	-492,000	-639,000	-639,000	-639,000
Environment	-5,000	-5,000	-5,000	-5,000
Met Service	-1,000	-1,000	-1,000	-1,000
Health	-33,000	-40,000	-40,000	-40,000
Justice	-58,000	-58,000	-58,000	-58,000
Police	-137,000	-158,000	-158,000	-158,000
BCN	-100,000	0	0	0
PWD	-133,000	-7,000	-7,000	-9,000
Tourism	-28,000	-34,000	-40,000	-48,000
TOTAL NON-TRADING	-15,332,000	-15,423,000	-15,927,000	-16,170,750
Telecom	-1,374,000	-1,374,000	-1,339,000	-1,339,000
Niue Power	-2,083,000	-2,083,000	-2,083,000	-2,083,000
Bulk Fuel	-5,463,000	-5,449,000	-5,449,000	-5,449,000
PWD Trading	-547,000	-603,000	-603,000	-603,000
Bondstore	-958,000	0	0	0
TOTAL TRADING	-10,425,000	-9,509,000	-9,474,000	-9,474,000
TOTAL RECURRENT REV.	-25,757,000	-24,932,000	-25,401,000	-25,644,750

Note:
The surplus funds offset the Government of Niue Funded projects under the Investment and Development section.

GOVERNMENT OF NIUE 2013-14 BUDGET

RECURRENT EXPENDITURE BY VOTE & NNSP PILLAR					
DEPARTMENTS	VOTE	NNSP Pillar	2012/13 Voted	2012/13 Actual	2013/14 Voted
TREASURY	Finance	1. Fin. Stability	\$669,000	\$535,206	\$848,000
TREASURY	Taxation (new)	1. Fin. Stability	\$0	\$0	\$0
1. Fin. Stability Total			\$669,000	\$535,206	\$848,000
PREMIERS	Corporate Services	2. Governance	\$281,000	\$262,427	\$384,000
PREMIERS	Cabinet Services	2. Governance	\$490,000	\$546,916	\$477,000
PREMIERS	Legislature	2. Governance	\$662,000	\$621,895	\$719,000
CROWN LAW	Crown Law Office	2. Governance	\$263,000	\$525,886	\$275,000
PREMIERS	Niue High Commission	2. Governance	\$179,000	\$180,132	\$180,000
PREMIERS	External Affairs	2. Governance	\$578,000	\$508,280	\$578,000
ADMINISTRATION	Corporate Services/HRMIS	2. Governance	\$531,000	\$493,577	\$804,000
ADMINISTRATION	Strategic Human Resource	2. Governance	\$377,000	\$346,660	\$62,000
ADMINISTRATION	Manpower Supplementation	2. Governance	\$130,000	\$90,583	\$97,000
TREASURY	Customs (fly Customs/Taxation)	2. Governance	\$217,000	\$188,977	\$217,000
DAFF	Quarantine	2. Governance	\$63,000	\$78,239	\$89,000
JUSTICE	Administraton & Registry	2. Governance	\$233,000	\$159,361	\$210,000
JUSTICE	Civil/Criminal Court	2. Governance	\$67,000	\$38,834	\$71,000
JUSTICE	Land Court	2. Governance	\$50,000	\$74,894	\$81,000
POLICE	Administration	2. Governance	\$385,000	\$338,353	\$440,000
POLICE	Prison	2. Governance	\$60,000	\$47,083	\$31,000
TREASURY	Immigration	2. Governance	\$36,000	\$20,294	\$14,000
2. Governance Total			\$4,602,000	\$4,522,392	\$4,729,000
TREASURY	Economic Development	3. Econ. Dev.	\$107,000	\$109,572	\$224,000
PREMIERS	Airport/Fire Services	3. Econ. Dev.	\$285,000	\$317,199	\$321,000
ADMINISTRATION	Employment Relations	3. Econ. Dev.	\$0	\$0	\$48,000
ADMINISTRATION	Government Residences	3. Econ. Dev.	\$70,000	\$62,759	\$0
DAFF	Administration	3. Econ. Dev.	\$430,000	\$316,635	\$385,000
DAFF	Fisheries	3. Econ. Dev.	\$84,000	\$92,992	\$100,000
DAFF	Crop Research & Animal Health	3. Econ. Dev.	\$155,000	\$151,858	\$165,000
DAFF	Crop Extension Services	3. Econ. Dev.	\$72,000	\$71,676	\$64,000
JUSTICE	Land Management	3. Econ. Dev.	\$247,000	\$195,667	\$336,000
PWD	Administration	3. Econ. Dev.	\$157,000	\$140,572	\$188,000
PWD	Building & Design	3. Econ. Dev.	\$83,000	\$73,955	\$68,000
PWD	Civil Works	3. Econ. Dev.	\$492,000	\$438,343	\$0
PWD	Water Supply	3. Econ. Dev.	\$390,000	\$428,751	\$462,000
TOURISM	Tourism Authority	3. Econ. Dev.	\$327,000	\$341,733	\$342,000
BCN	BCN	3. Econ. Dev.	\$399,000	\$328,600	\$0
3. Econ. Dev. Total			\$3,298,000	\$3,070,312	\$2,703,000
ADMINISTRATION	Human Resource Development	4. Social	\$90,000	\$69,857	\$84,000
COMMUNITY AFFAIRS	Administration	4. Social	\$153,000	\$173,516	\$157,000
COMMUNITY AFFAIRS	Community Devel. & Social Welfar	4. Social	\$1,686,000	\$1,841,975	\$1,887,000
EDUCATION	National Library	4. Social	\$87,000	\$9,845	\$127,000
EDUCATION	Administration	4. Social	\$623,000	\$665,350	\$666,000
EDUCATION	Niue Primary School	4. Social	\$491,000	\$518,713	\$493,000
EDUCATION	Niue High School	4. Social	\$922,000	\$880,131	\$932,000
HEALTH	Administration	4. Social	\$488,000	\$490,500	\$527,000
HEALTH	Medical	4. Social	\$654,000	\$596,876	\$688,000
HEALTH	Nursing	4. Social	\$331,000	\$289,961	\$363,000
HEALTH	Public Health	4. Social	\$310,000	\$301,321	\$271,000
HEALTH	Dental	4. Social	\$153,000	\$150,988	\$154,000
4. Social Total			\$5,988,000	\$5,989,032	\$6,349,000
DAFF	Forestry	5. Environ.	\$62,000	\$38,694	\$55,000
ENVIRONMENT	Administration	5. Environ.	\$239,000	\$280,499	\$247,000
MET SERVICE	Administration	5. Environ.	\$166,000	\$174,558	\$184,000
5. Environ. Total			\$467,000	\$493,750	\$486,000
TAOGA NIUE	Administration	6. Taoga Niue	\$168,000	\$139,294	\$174,000
6. Taoga Niue Total			\$168,000	\$139,294	\$174,000
BULK FUEL	Bulk Fuel	3. Econ. Dev.	\$5,234,000	\$4,274,591	\$5,212,000
PREMIERS	Bond Store	1. Fin. Stability	\$830,000	\$0	\$0
NIUE POWER	Administration	2. Governance	\$125,000	\$109,291	\$138,000
NIUE POWER	Production	3. Econ. Dev.	\$1,640,000	\$1,650,042	\$1,644,000
NIUE POWER	Reticulation	3. Econ. Dev.	\$308,000	\$231,049	\$321,000
PWD TRADING	Quarry	3. Econ. Dev.	\$116,000	\$122,636	\$0
PWD TRADING	Outside Services	3. Econ. Dev.	\$404,000	\$415,269	\$462,000
PWD TRADING	Heavy Plant	3. Econ. Dev.	\$178,000	\$171,676	\$289,000
TELECOM	Administration	3. Econ. Dev.	\$710,000	\$481,538	\$641,000
TELECOM	Technical (Lines)	3. Econ. Dev.	\$127,000	\$105,019	\$129,000
TELECOM	Technical (Electronics)	3. Econ. Dev.	\$188,000	\$175,000	\$185,000
TELECOM	Information Systems Office	3. Econ. Dev.	\$107,000	\$77,789	\$97,000
TELECOM	Post Office	3. Econ. Dev.	\$120,000	\$73,348	\$126,000
Trading Operations			\$10,087,000	\$7,887,248	\$9,244,000
TOTAL RECURRENT EXPENDITURE			\$25,279,000	\$22,637,235	\$24,533,000

GOVERNMENT OF NIUE 2013-14 BUDGET

RECURRENT REVENUE BY VOTE & NNSP PILLAR					
DEPARTMENTS	VOTE	NNSP Pillar	2012/13 Voted	2012/13 Actual	2013/14 Voted
TREASURY	Finance	1. Fin. Stability	-\$9,085,000	-\$8,727,451	-\$8,755,000
TREASURY	Taxation	1. Fin. Stability	-\$3,864,000	-\$4,259,715	-\$4,174,000
1. Fin. Stability Total			-\$12,949,000	-\$12,987,166	-\$12,929,000
PREMIERS	Corporate Services	2. Governance	\$0	-\$7,303	\$0
PREMIERS	Cabinet Services	2. Governance	\$0	\$0	\$0
PREMIERS	Legislature	2. Governance	\$0	\$0	\$0
CROWN LAW	Crown Law Office	2. Governance	\$0	-\$1,775	\$0
PREMIERS	Niue High Commission	2. Governance	-\$2,000	-\$2,058	-\$2,000
PREMIERS	External Affairs	2. Governance	\$0	\$0	\$0
ADMINISTRATION	Corporate Services/HRMIS	2. Governance	\$0	\$0	\$0
ADMINISTRATION	Strategic Human Resource	2. Governance	\$0	\$0	\$0
ADMINISTRATION	Manpower Supplementation	2. Governance	\$0	\$0	\$0
TREASURY	Customs (fly Customs/Taxation)	2. Governance	-\$1,045,000	-\$1,300,981	-\$1,282,000
DAFF	Quarantine	2. Governance	-\$13,000	-\$5,909	-\$12,000
JUSTICE	Administraton & Registry	2. Governance	-\$15,000	-\$11,860	-\$15,000
JUSTICE	Civil/Criminal Court	2. Governance	-\$10,000	-\$18,393	-\$10,000
JUSTICE	Land Court	2. Governance	-\$10,000	-\$7,028	-\$10,000
POLICE	Administration	2. Governance	-\$137,000	-\$170,340	-\$158,000
POLICE	Prison	2. Governance	\$0	-\$710	\$0
TREASURY	Immigration	2. Governance	-\$22,000	-\$16,675	-\$30,000
2. Governance Total			-\$1,254,000	-\$1,543,032	-\$1,519,000
TREASURY	Economic Development	3. Econ. Dev.	-\$2,000	\$0	\$0
PREMIERS	Airport/Fire Services	3. Econ. Dev.	-\$231,000	-\$270,934	-\$231,000
ADMINISTRATION	Government Residences	3. Econ. Dev.	-\$88,000	\$0	\$0
DAFF	Administration	3. Econ. Dev.	-\$4,000	-\$3,734	-\$5,000
DAFF	Fisheries	3. Econ. Dev.	-\$445,000	-\$580,568	-\$595,000
DAFF	Crop Research & Animal Health	3. Econ. Dev.	-\$6,000	-\$6,466	-\$3,000
DAFF	Crop Extension Services	3. Econ. Dev.	-\$21,000	-\$7,560	-\$21,000
JUSTICE	Land Management	3. Econ. Dev.	-\$23,000	-\$25,041	-\$23,000
PWD	Administration	3. Econ. Dev.	\$0	-\$565	\$0
PWD	Building & Design	3. Econ. Dev.	-\$2,000	-\$1,258	-\$2,000
PWD	Civil Works	3. Econ. Dev.	-\$126,000	-\$90,023	\$0
PWD	Water Supply	3. Econ. Dev.	-\$5,000	\$0	-\$5,000
TOURISM	Tourism Authority	3. Econ. Dev.	-\$28,000	-\$85,176	-\$34,000
BCN	BCN	3. Econ. Dev.	-\$100,000	-\$89,408	\$0
3. Econ. Dev. Total			-\$1,081,000	-\$1,160,732	-\$919,000
ADMINISTRATION	NTDU/Human Resources	4. Social	\$0	\$0	\$0
COMMUNITY AFFAIRS	Administration	4. Social	\$0	\$162	\$0
COMMUNITY AFFAIRS	Community Devel. & Social Welfan	4. Social	\$0	\$0	\$0
EDUCATION	National Library	4. Social	-\$1,000	\$0	-\$1,000
EDUCATION	Administration	4. Social	-\$1,000	-\$383	-\$1,000
EDUCATION	Niue Primary School	4. Social	-\$1,000	-\$400	-\$1,000
EDUCATION	Niue High School	4. Social	-\$1,000	-\$98	-\$1,000
HEALTH	Administration	4. Social	-\$33,000	-\$18,316	-\$40,000
HEALTH	Medical	4. Social	\$0	\$0	\$0
HEALTH	Nursing	4. Social	\$0	\$0	\$0
HEALTH	Public Health	4. Social	\$0	\$0	\$0
HEALTH	Dental	4. Social	\$0	\$0	\$0
4. Social Total			-\$37,000	-\$19,035	-\$44,000
DAFF	Forestry	5. Environ.	-\$3,000	\$0	-\$3,000
ENVIRONMENT	Administration	5. Environ.	-\$5,000	-\$2,815	-\$5,000
MET SERVICE	Administration	5. Environ.	-\$1,000	-\$819	-\$1,000
5. Environ. Total			-\$9,000	-\$3,633	-\$9,000
TAOGA NIUE	Administration	6. Taoga Niue	-\$2,000	-\$290	-\$3,000
6. Taoga Niue Total			-\$2,000	-\$290	-\$3,000
BULK FUEL	Bulk Fuel	3. Econ. Dev.	-\$5,463,000	-\$4,832,187	-\$5,449,000
PREMIERS	Bond Store	1. Fin. Stability	-\$958,000	\$0	\$0
NIUE POWER	Administration	2. Governance	\$0	\$0	\$0
NIUE POWER	Production	3. Econ. Dev.	-\$1,997,000	-\$1,761,839	-\$1,997,000
NIUE POWER	Reticulation	3. Econ. Dev.	-\$86,000	-\$26,485	-\$86,000
PWD TRADING	Quarry	3. Econ. Dev.	-\$200,000	-\$55,788	\$0
PWD TRADING	Outside Services	3. Econ. Dev.	-\$347,000	-\$322,609	-\$603,000
PWD TRADING	Heavy Plant	3. Econ. Dev.	\$0	\$39	\$0
TELECOM	Administration	3. Econ. Dev.	-\$1,200,000	-\$854,692	-\$1,200,000
TELECOM	Technical (Lines)	3. Econ. Dev.	\$0	\$0	\$0
TELECOM	Technical (Electronics)	3. Econ. Dev.	\$0	\$0	\$0
TELECOM	Information Systems Office	3. Econ. Dev.	-\$30,000	-\$28,000	-\$30,000
TELECOM	Post Office	3. Econ. Dev.	-\$144,000	-\$101,450	-\$144,000
Trading Operations			-\$10,425,000	-\$7,983,011	-\$9,509,000
TOTAL RECURRENT REVENUE			\$25,757,000	\$23,696,900	\$24,932,000
RECURRENT OPERATIONAL SURPLUS/(DEFICIT)			\$478,000	\$1,059,665	\$399,000
GON RECURRENT CAPITAL EXPENDITURE			-\$100,000	-\$53,921	-\$100,000
GON RECURRENT INVESTMENT & DEVELOPMENT PROJECTS			-\$375,000	-\$684,982	-\$298,000
GON BUDGET BALANCE (-ve = Deficit, +ve = Surplus)			\$3,000	\$320,762	\$1,000