

SUPPLEMENTARY APPROPRIATION ACT 2010

Act No. 305

An Act to appropriate certain additional sums of money out of the Niue Government Account to the services of the year ending 30 June 2011

1 Name

This is the Supplementary Appropriation Act 2010.

2 Appropriation

- (a) The sum of \$9,682,000.00 is hereby appropriated for the services expressed in the several votes specified in Schedule A to this Bill.

- (b) This appropriation is in addition to the sum of \$21,552,000.00 which is appropriated under the Annual Appropriation Act 2010 for the financial year ending 30th June, 2011.

APPROPRIATION SCHEDULE				
Appropriation from the Niue Assembly Account for RECURRENT, SPECIAL PROJECTS and CAPITAL for the Financial Year Ending 30 June 2011				
	Recurrent	Capital	Special Projects	Total
NISP GOAL 1 FINANCIAL STABILITY				
Treasury	670,000			670,000
Administration Services	589,000			589,000
Administration : Govt Residences	752,000			752,000
Treasury : Bondstore	46,000			46,000
NISP GOAL 2 GOVERNANCE				
Premiers	2,493,200			2,493,200
Public Service Commission	477,000			477,000
Justice	499,000			499,000
NISP GOAL 3 ECONOMIC DEVELOPMENT				
Agriculture	737,000			737,000
Public Works	931,000			931,000
Public Works : All Trading	552,000			552,000
Telecom & Postal	1,064,000			1,064,000
Niue Power	1,700,000			1,700,000
Bulk Fuel	4,373,000			4,373,000
Broadcasting	272,000			272,000
Tourism Authority	232,000			232,000
NISP GOAL 4 SOCIAL				
Community Affairs	1,759,000			1,759,000
Education	1,567,000			1,567,000
Health	1,726,000			1,726,000
Police	445,800			445,800
NISP GOAL 5 ENVIRONMENT				
Environment	251,000			251,000
Meteorological	178,000			178,000
NISP GOAL 6 TAOGA NIUE				
Taoga Niue	138,000			138,000
CAPITAL PROJECTS				
Capital Project		100,000		
		100,000		100,000
SPECIAL PROJECTS				
NZAID			0	
			0	0
TOTAL	21,452,000	100,000	0	21,552,000

Supplementary Appropriation

SCHEDULE (A)

Supplementary Appropriation from the Niue Assembly Account for Recurrent Expenditure and Revenue.

Vote	Estimates (\$)	Supplementary (\$)	Total (\$)
Revenue			
As per Schedule (i) & (ii)	21,052,000	9,482,000*	30,534,000
Expenditure			
As per Schedule (i), (iii), & (IV)	21,552,000	8,982,000	30,534,000

Note:

*Includes Donor Funds from NZAID \$5,725,000 in revenue and \$5,725,00 in expenditure.

Schedule I

ANNUAL REVISED ESTIMATES NIUE GOVERNMENT 2010/2011						
STATEMENT OF ESTIMATED SOURCE & APPLICATION OF FUNDS						
		2010/2011	2010/2011	REVISED	2009/10	
		VOTED	SUPP	BUDGET	ACTUAL	
SOURCE OF FUNDS						
Taxation	Income	1,000,000	200,000	1,200,000	1,196,702	
	Import Duty	712,000		712,000	665,905	
	Business	450,000		450,000	239,728	
	Niue Consumption Tax	1,500,000	12,000	1,512,000	1,438,242	
	Other	182,000		182,000	161,582	
Total Taxation		3,844,000	212,000	4,056,000	3,702,159	
Other	Interest on Investments	13,000		13,000	9,127	
	Fishing Rights	274,000		274,000	229,648	
	Other Government Receipts	1,072,000	3,545,000	4,617,000	954,543	
Total Other Revenue		1,359,000	3,545,000	4,904,000	1,193,318	
Total Departmental Revenue		5,203,000	3,757,000	8,960,000	4,895,477	
Trading Operations		8,758,000		8,758,000	8,003,814	
Corporations		91,000		91,000	81,408	
TOTAL INTERNAL FUNDING		14,052,000	3,757,000	17,809,000	12,980,699	
NZ Funding - Recurrent		7,000,000		7,000,000	7,828,000	
TOTAL N.Z FUNDING		7,000,000	0	7,000,000	7,828,000	
Special Projects		0	5,725,000	5,725,000		
TOTAL SPECIAL PROJECTS		0	5,725,000	5,725,000		
TOTAL FUNDING REVENUE		21,052,000	9,482,000	30,534,000	20,808,699	
APPLICATION OF FUNDS:						
Total Recurrent Application		21,452,000	3,244,000	24,696,000	20,911,936	
Special Projects (NZAID)		0	5,725,000	5,725,000		
Capital Projects		100,000	13,000	113,000	97,428	
Total Special Projects and Capital		100,000	5,738,000	5,838,000	97,428	
TOTAL EXPENDITURE		21,552,000	8,982,000	30,534,000	21,009,364	
RECURRENT SURPLUS/(DEFICIT)		(500,000)	500,000	0	(200,664)	

Schedule II

GOVERNMENT OF NIUE				
SUMMARY OF REVISED REVENUE FOR THE YEAR ENDING 2011				
DEPARTMENTS	2010/2011 VOTED	2010/2011 SUPPS	REVISED BUDGET	2009/2010 ACTUAL
NISP GOALS				
NISP GOAL 1 FINANCIAL STABILITY				
Treasury	4,110,000	3,077,000	7,187,000	3,919,417
Treasury : Bond Store	790,000		790,000	785,552
Administrative Services	16,000		16,000	15,000
Admin : Govt Residences	88,000	680,000	768,000	80,080
NISP GOAL 2 GOVERNANCE				
Premiers	206,000		206,000	213,628
Justice	58,000		58,000	38,183
NISP GOAL 3 ECONOMIC DEVELOPMENT				
Agriculture	313,000		313,000	260,057
Public Works	295,000		295,000	240,619
Public Works Trading	375,000		375,000	509,315
Telecom & Niue Post	1,076,000		1,076,000	1,046,220
Niue Power	1,860,000		1,860,000	1,631,150
Bulk Fuel	4,569,000		4,569,000	3,951,497
Broadcasting	91,000		91,000	81,408
NISP GOAL 4 SOCIAL				
Community Affairs	1,000		1,000	113
Education	1,000		1,000	1,330
Health	27,000		27,000	23,626
Police	162,000		162,000	151,796
NISP GOAL 5 ENVIRONMENT				
Environment	2,000		2,000	1,685
Meteorological	11,000		11,000	300
NISP GOAL 6 TAOGA NIUE				
Taoga Niue	1,000		1,000	29,723
TOTAL INTERNAL FUNDING				
	14,052,000	3,757,000	17,809,000	12,980,699
NZ FUNDING				
Recurrent	7,000,000	0	7,000,000	7,828,000
TOTAL NZ FUNDING				
	7,000,000	0	7,000,000	7,828,000
TOTAL REVENUE				
	21,052,000	3,757,000	24,809,000	20,808,699
SPECIAL PROJECTS				
NZAID	0	5,725,000	5,725,000	
TOTAL SPECIAL PROJECTS				
	0	5,725,000	5,725,000	0
OVERALL TOTAL				
	21,052,000	9,482,000	30,534,000	20,808,699

Schedule III


GOVERNMENT OF NIUE				
SUMMARY OF REVISED EXPENDITURE FOR THE YEAR ENDING 2011				
	2010/2011	2010/2011	REVISED	2009/2010
DEPARTMENTS	VOTED	SUPPS	BUDGET	ACTUAL
NISP GOALS				
NISP GOAL 1 FINANCIAL STABILITY				
Treasury	670,000		670,000	693,504
Treasury : Bond Store	589,000		589,000	618,265
Administrative Services	752,000		752,000	786,223
Admin: Gov Residences	46,000	2,400,000	2,446,000	41,758
NISP GOAL 2 GOVERNANCE				
Premiers	2,493,200	801,000	3,294,200	2,496,434
Public Service Commission	477,000		477,000	437,935
Justice	499,000	7,000	506,000	391,597
NISP GOAL 3 ECONOMIC DEVELOPMENT				
Agriculture	737,000		737,000	610,615
Public Works	931,000	5,000	936,000	1,021,705
Public Works : All Trading	552,000		552,000	510,848
Telecom & Niue Post	1,064,000		1,064,000	1,035,989
Niue Power	1,700,000		1,700,000	1,722,224
Bulk Fuel	4,373,000		4,373,000	4,110,010
Tourism Authority	232,000	10,000	242,000	172,654
Broadcasting	272,000		272,000	247,343
NISP GOAL 4 SOCIAL				
Community Affairs	1,759,000		1,759,000	1,786,731
Education	1,567,000	15,000	1,582,000	1,483,768
Health	1,726,000		1,726,000	1,871,867
Police	445,800		445,800	386,347
NISP GOAL 5 ENVIRONMENT				
Environment	251,000	3,000	254,000	262,664
Meteorological	178,000		178,000	108,553
NISP GOAL 6 TAOGA NIUE				
Taoga Niue	138,000	3,000	141,000	114,902
RECURRENT EXPENDITURE BEFORE CAPITAL EXPENDITURE				
	21,452,000	3,244,000	24,696,000	20,911,936
CAPITAL				
Capital Projects	100,000	13,000	113,000	97,428
CAPITAL EXPENDITURE	100,000	13,000	113,000	97,428
TOTAL EXPENDITURE				
	21,552,000	3,257,000	24,809,000	21,009,364
SPECIAL PROJECTS				
NZAID	0	5,725,000	5,725,000	
TOTAL SPECIAL PROJECTS	0	5,725,000	5,725,000	0
OVERALL TOTAL				
	21,552,000	8,982,000	30,534,000	21,009,364

Schedule IV


SUMMARY OF REVISED BUDGET PROPOSALS FOR YEAR ENDING 30 JUNE 2011				
REVENUE LESS EXPENDITURE				
DEPARTMENT	2010/2011 VOTED	2010/2011 SUPPS	REVISED BUDGET	2009/2010 ACTUAL
TOTAL REVENUE	14,052,000	3,757,000	17,809,000	12,980,699
TOTAL EXPENDITURE	21,552,000	3,257,000	24,809,000	21,009,364
SURPLUS/(DEFICIT)	(7,500,000)	500,000	(7,000,000)	(8,028,664)
NZ FUNDING				
Recurrent Budget Support	7,000,000	0	7,000,000	7,828,000
TOTAL NZ FUNDING	7,000,000	0	7,000,000	7,828,000
(SHORTFALL)/SURPLUS AFTER NZ FUNDING	(500,000)	500,000	-	(200,664)
SPECIAL PROJECTS NZ AID				
REVENUE	0	5,925,000	5,925,000	
EXPENDITURE	0	5,925,000	5,925,000	
TOTAL REVENUE OVERALL	21,052,000	9,682,000	30,734,000	20,808,699
TOTAL EXPENDITURE OVERALL	21,552,000	9,182,000	30,734,000	21,009,364
SURPLUS/(DEFICIT)	(500,000)	500,000	0	(200,664)


I, ATAPANA SIAKIMOTU, Speaker of the Niue Assembly, hereby certify that the requirements of Article 34 of the Niue Constitution have been duly complied with.

SIGNED AND SEALED at the Assembly Chambers this 6th day of December 2010


Speaker of the Niue Assembly

COUNTERSIGNED in the presence of the Speaker




Clerk of the Niue Assembly

This Act was passed by the Niue Assembly on the 24th day of November 2010.

This Act is administered by the Treasury Department.

APPROPRIATION SCHEDULE



Appropriation from the Niue Assembly Account for RECURRENT, SPECIAL PROJECTS and CAPITAL for the Financial Year Ending 30 June 2011

	Recurrent	Capital	Special Projects	Total
NISP GOAL 1 FINANCIAL STABILITY				
Treasury	670,000			670,000
Administration Services	589,000			589,000
Administration : Govt Residences	752,000			752,000
Treasury : Bondstore	46,000			46,000
NISP GOAL 2 GOVERNANCE				
Premiers	2,493,200			2,493,200
Public Service Commission	477,000			477,000
Justice	499,000			499,000
NISP GOAL 3 ECONOMIC DEVELOPMENT				
Agriculture	737,000			737,000
Public Works	931,000			931,000
Public Works : All Trading	552,000			552,000
Telecom & Postal	1,064,000			1,064,000
Niue Power	1,700,000			1,700,000
Bulk Fuel	4,373,000			4,373,000
Broadcasting	272,000			272,000
Tourism Authority	232,000			232,000
NISP GOAL 4 SOCIAL				
Community Affairs	1,759,000			1,759,000
Education	1,567,000			1,567,000
Health	1,726,000			1,726,000
Police	445,800			445,800
NISP GOAL 5 ENVIRONMENT				
Environment	251,000			251,000
Meteorological	178,000			178,000
NISP GOAL 6 TAOGA NIUE				
Taoga Niue	138,000			138,000
CAPITAL PROJECTS				
Capital Project		100,000		
		100,000		100,000
SPECIAL PROJECTS				
NZAID			0	
			0	0
TOTAL	21,452,000	100,000	0	21,552,000

Supplementary Appropriation



SCHEDULE (A)

Supplementary Appropriation from the Niue Assembly Account for Recurrent Expenditure and Revenue.

Vote	Estimates (\$)	Supplementary (\$)	Total (\$)
Revenue			
As per Schedule (i) & (ii)	21,052,000	9,682,000*	30,734,000
Expenditure			
As per Schedule (i), (iii), & (IV)	21,552,000	9,182,000	30,734,000

Note:

*Includes Donor Funds from NZAID \$5,925,000 in revenue and \$5,925,00 in expenditure.



ANNUAL REVISED ESTIMATES NIUE GOVERNMENT 2010/2011						
STATEMENT OF ESTIMATED SOURCE & APPLICATION OF FUNDS						
		2010/2011	2010/2011	REVISED	2009/10	
		VOTED	SUPP	BUDGET	ACTUAL	
SOURCE OF FUNDS						
Taxation	Income	1,000,000	200,000	1,200,000	1,196,702	
	Import Duty	712,000		712,000	665,905	
	Business	450,000		450,000	239,728	
	Niue Consumption Tax	1,500,000	12,000	1,512,000	1,438,242	
	Other	182,000		182,000	161,582	
Total Taxation		3,844,000	212,000	4,056,000	3,702,159	
Other	Interest on Investments	13,000		13,000	9,127	
	Fishing Rights	274,000		274,000	229,648	
	Other Government Receipts	1,072,000	3,545,000	4,617,000	954,543	
Total Other Revenue		1,359,000	3,545,000	4,904,000	1,193,318	
Total Departmental Revenue		5,203,000	3,757,000	8,960,000	4,895,477	
Trading Operations		8,758,000		8,758,000	8,003,814	
Corporations		91,000		91,000	81,408	
TOTAL INTERNAL FUNDING		14,052,000	3,757,000	17,809,000	12,980,699	
NZ Funding - Recurrent		7,000,000		7,000,000	7,828,000	
TOTAL N.Z FUNDING		7,000,000	0	7,000,000	7,828,000	
Special Projects		0	5,925,000	5,925,000		
TOTAL SPECIAL PROJECTS		0	5,925,000	5,925,000		
TOTAL FUNDING REVENUE		21,052,000	9,682,000	30,734,000	20,808,699	
APPLICATION OF FUNDS:						
Total Recurrent Application		21,452,000	3,244,000	24,696,000	20,911,936	
Special Projects (NZAID)		0	5,925,000	5,925,000		
Capital Projects		100,000	13,000	113,000	97,428	
Total Special Projects and Capital		100,000	5,938,000	6,038,000	97,428	
TOTAL EXPENDITURE		21,552,000	9,182,000	30,734,000	21,009,364	
RECURRENT SURPLUS/(DEFICIT)		(500,000)	500,000	0	(200,664)	